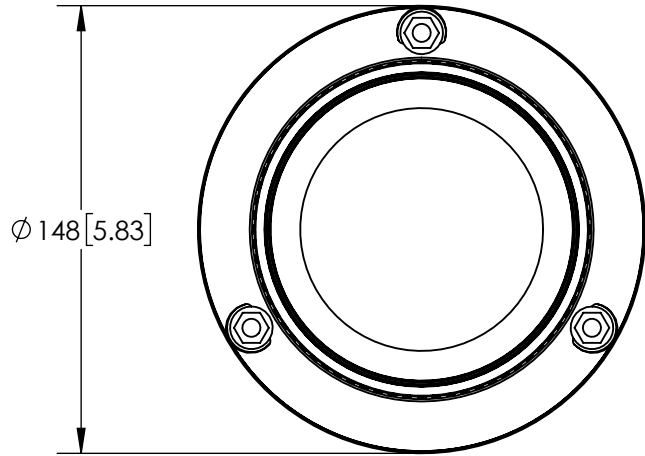



REVISION HISTORY		
REV.	DESCRIPTION	DATE
01	REVISED PER LC1492	2018-02-06
02	REVISED PER LC1492	2018-04-13
A	INITIAL RELEASE PER LC1492	2018-05-22



3-18 AWG WIRES
 RED - POSITIVE (+)
 BLACK - NEGATIVE (-)
 YELLOW - FLASH PATTERN SELECT/SYNC
 CABLE LENGTH - APPROX 300mm

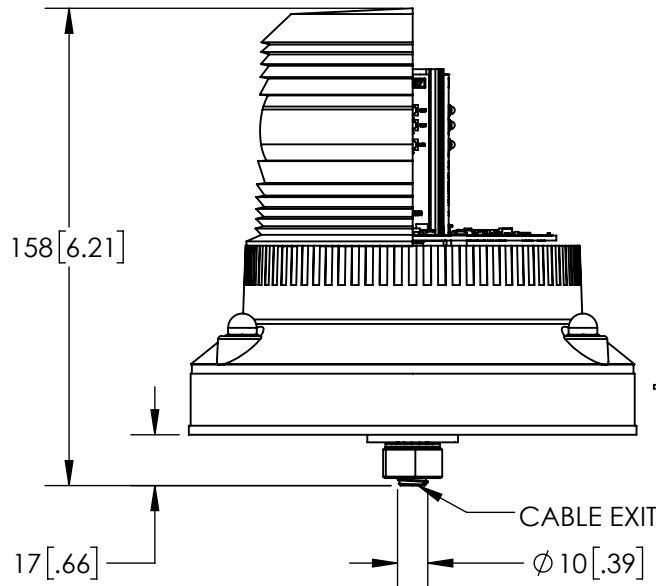


SPECIFICATIONS

1. CERTIFICATIONS: R10 & R65 APPROVED

Note: Unique components, accessories and hardware kits are not typically included in the product certification test protocols. Unless otherwise Specified, the product certification referred to herein are predicated Upon the base product model configuration.

- FLASH MODE: DEFAULT 125 FPM DOUBLE FLASH
- VOLTAGE (NOMINAL): 12-24 VDC
- VOLTAGE (EXTREME): 10-36 VDC
- CURRENT (PEAK): 2.20A (@ 12 VDC NOMINAL)
- POWER (MAXIMUM): 27W (@ 12 VDC NOMINAL)
- TEMPERATURE RANGE: -30°C (-22°F) TO 50°C (122°F)
- CONNECTION: 18 AWG WIRES
- MOUNTING: 1 BOLT
- BASE MATERIAL: ABS
- LENS MATERIAL: POLYCARBONATE
- PRODUCT WEIGHT: 0.8KG (1.76Lbs)



CABLE EXIT

Ø 10 [.39]

- NOTES:
- DIMENSIONS IN MILLIMETRES [INCHES (FOR REFERENCE)]
 - USE SUB ASSEMBLY (100-EB5002A) FOR MANUFACTURE

SCALE 1:2.5			APPROVALS	DATE
CAD GENERATED DRAWING DO NOT MANUALLY UPDATE. MODEL REFERENCED: A			DRAWN BY: JUP	2018-04-19
TOLERANCES ARE IN INCHES, AND MILLIMETERS TOLERANCES UNLESS OTHERWISE STATED ARE:			CHECKED: MDG	2018-04-19
MILLIMETERS DECIMALS	INCHES DECIMALS	ANGLES	MECH. ENG. CRT	2018-04-20
XX ± 1.0mm	X.X ± 0.1	± 0.5°	ELEC. ENG. MMG	2018-04-19
XX.X ± 0.5mm	X.XX ± 0.04	FRACTIONS	TEST ENG. DFG	2018-04-26
	X.XXX ± 0.02	± 1/64	SALES. JSM	2018-05-10
THIRD ANGLE PROJECTION			Electronically Controlled Use Latest Copy	

		www.eccolink.com	
Americas (800) 635-5900 Europe +44 (0)113 237 5340 Asia Pacific +61 (0)3 63322444			
ECCOLED, GOLD, 1 BOLT, R65, AMB, 12/24V			
CUSTOMER PART NO. EB5002A		PRODUCT SERIES: ECCOLED	
SIZE: A4	DWG. NO. EB5002A	SHEET 1 OF 1	Project: LC1492
Date Created: 2018-02-06		REV. A	

THIS DRAWING AND THE DESIGN IT DISCLOSES ARE THE PRIVATE PROPERTY OF ELECTRONIC CONTROLS CO. AND IS ISSUED IN CONFIDENCE FOR ENGINEERING INFORMATION ONLY. THE DRAWING AND / OR DESIGN MAY NOT BE USED, COPIED, REPRODUCED, OR OTHERWISE DISCLOSED IN PART OR AS A WHOLE TO OUTSIDERS OR USED FOR ANY OTHER PURPOSE WITHOUT THE PRIOR WRITTEN CONSENT OF ELECTRONIC CONTROLS CO. THE DRAWING IS SUBJECT TO RECALL AT ANY TIME. YOUR POSSESSION OF THIS DOCUMENT CONSTITUTES ACCEPTANCE OF THESE TERMS. © 2018 ELECTRONIC CONTROLS CO.